

Norman 4300 & 4400 Series In-Line Filters



Up to 6000 psi

- **303 Stainless,
17-4 Stainless
or
2024T-351
Aluminum Housing**
- **.2 to 200 Microns**
- **316 Stainless**



NORMAN FILTER COMPANY, L.L.C.
PHONE: 708-233-5521 • FAX: 708-430-5961


Norman 4300 & 4400 Series

3000 & 6000 psi

The Norman 4300 & 4400 Series Straight In-Line Filters are available in aluminum and stainless steel housings designed for relatively high pressures. Aluminum 2024T-351 housing is good for general industrial service while stainless steel offers the best choice when fluid compatibility or when severe service is a consideration.

The heart of the filter is the element which is made of either recleanable, pleated microweave 304 stainless steel (available in seven filtration ratings from 10 to 200 micron absolute), 304L porous sintered stainless steel (available in four filtration ratings from .5 to 7.5 micron absolute) and disposable glass fiber (rated at 3, 5 or 10 micron absolute). Element collapse ratings of 3000, 3250 and 4500 psid are available.

Our precision woven stainless steel wire mesh elements are the ultimate in filtering media for industrial use. They provide size discrimination and freedom from media migration. Stainless steel elements are most suited to extreme temperature ranges and corrosive conditions. With proper cleaning, these elements can be reused for very long time periods. Glass fiber provides high dirt-holding capacity, high-efficiency (Beta₅ = 200), low-cost and throw away convenience.



43 25 G G - 10 V N

1

CODE	PRESSURE
43	3000 psi 303 S.S.
44	6000 psi 17-4 S.S.

2

END FITTING CODE
(See chart next page) Number indicates size and end connection.

3

HOUSING MTL.	CODE
2024T-351 Aluminum (4300 Series Only)	A
Stainless Steel	G
316 Stainless Steel	T

5

MICRON RATING		CODE
Nom.	Abs.	
2	.5***	5 ABS
5	1***	1 ABS
2	3***	3 ABS
5	7.5***	7 ABS
5	3**	B3
1	5**	B5
3	10**	B10
2	10	2X
5	18	5
10	25	10
20	40	20
40	75	40
100	—	100
200	—	200

7

CODE	O-RING MATERIAL
L	Buna-N
K	MIL-P-25732
N	Viton*
E	Ethyl. Prop.
M	Teflon*
H	Kalrez*

4

ELEMENT MTL.	CODE
304 Stainless Steel	G
Glass Fiber	F
Porous Sintered Stainless	P

6

CODE	ELEMENT COLLAPSE
C	3250 psid (Glass Fiber)
V	4500 psid (Stainless Steel)
F	3000 psid (Porous Sintered)


*Reg. T.M. DuPont Corp.

**Glass Fiber Media
***Porous Sintered Stainless

HOW TO ORDER:

1. Select 2 digit code for operating pressure of application.
2. Select end fitting code from chart on right hand page. This number indicates size and type of connection.
3. Select code letter to indicate housing material.
4. Select code letter to indicate element material.
5. Select micron rating (up to 5 digits).
6. Select collapse code for element.
7. Last, choose O-Ring material compatible with your fluid and service.

These filters are readily available from our huge shelf stock for immediate delivery.



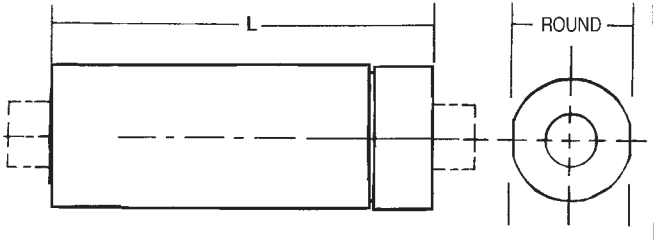
Straight In-Line Filters

4300 SERIES DATA

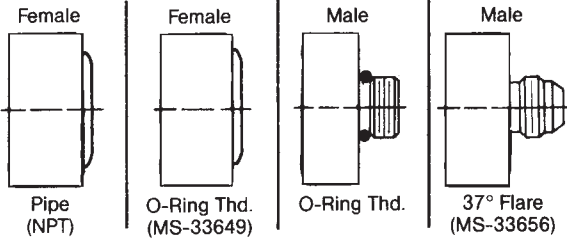
- Housing: 2024T-351 Alum. or 303 Stainless
- Operating Pressure: 3000 psig
- Proof Pressure: 4500 psig
- Burst Pressure: 12,000 psig
- Element Media: Microglass high efficiency disposable 304 S.S. woven wire welded construction 304L – Porous sintered stainless cylindrical

4400 SERIES DATA

- Housing: 17-4 Stainless Steel
- Operating Pressure: 6000 psig
- Proof Pressure: 9000 psig
- Burst Pressure: 24,000 psig
- Element Media: Microglass high efficiency disposable 304 S.S. woven wire welded construction 304L – Porous sintered stainless cylindrical

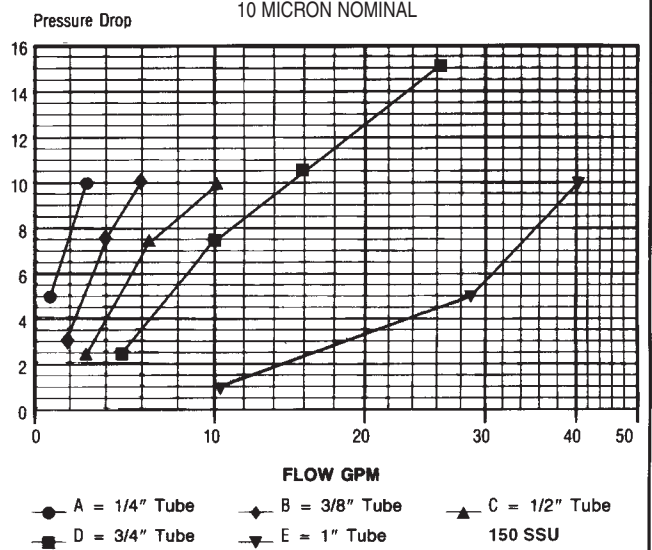


AVAILABLE END CONNECTIONS



TYPICAL FLOW CURVE

10 MICRON NOMINAL



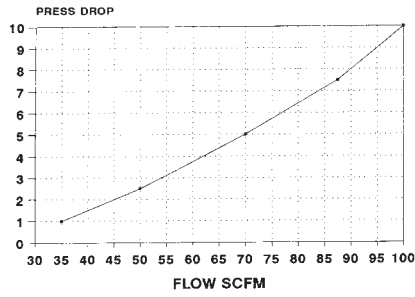
END FITTING SELECTION CHART

CASE	PLUG	Tube Size - 1/4"		Tube Size - 3/8"		Tube Size - 1/2"		Tube Size - 3/4"		Tube Size - 1"	
		Dash Size - 4	Pipe Size - 1/8"	Dash Size - 6	Pipe Size - 1/8"	Dash Size - 8	Pipe Size - 1/4"	Dash Size - 12	Pipe Size - 1/2"	Dash Size - 16	Pipe Size - 3/4"
End Connection		Round - 1 1/4"		Round - 1 3/4"		Round - 1 3/4"		Round - 2 1/4"		Round - 2 1/2"	
Inlet	Outlet	CODE	L	CODE	L	CODE	L	CODE	L	CODE	L
FNPT	FNPT	N/A	—	22	4 3/4	23	6	25	7 3/4	26	8 3/4
FNPT	F.O - Ring Thd.	N/A	4 9/16	92	4 5/8	93	5 7/8	95	7 9/16	96	8 5/8
FNPT	M.O - Ring Thd.	N/A	4 9/16	52	4 5/8	53	5 7/8	55	7 9/16	56	8 5/8
FNPT	M. 37° Flare	N/A	—	152	4 5/8	153	5 7/8	155	7 9/16	156	8 5/8
F.O - Ring Thd.	FNPT	N/A	—	162	4 3/4	163	6	165	7 3/4	166	8 3/4
F.O - Ring Thd.	F.O - Ring Thd.	11	4 13/16	12	4 3/4	13	6	15	7 3/4	16	8 3/4
F.O - Ring Thd.	M.O - Ring Thd.	61	4 9/16	62	4 5/8	63	5 7/8	65	7 9/16	66	8 5/8
F.O - Ring Thd.	M. 37° Flare	101	4 9/16	102	4 5/8	103	5 7/8	105	7 9/16	106	8 5/8
M.O - Ring Thd.	FNPT	N/A	4 3/8	72	4 3/8	73	5 7/8	75	7 9/16	76	8 3/8
M.O - Ring Thd.	F.O - Ring Thd.	81	4 3/8	82	4 3/8	83	5 7/8	85	7 9/16	86	8 3/8
M.O - Ring Thd.	M.O - Ring Thd.	141	4 1/8	142	4 1/4	143	5 1/2	145	7	146	8 1/4
M.O - Ring Thd.	M. 37° Flare	171	4 1/8	172	4 1/4	173	5 1/2	175	7	176	8 1/4
M. 37° Flare	FNPT	N/A	4 3/8	112	4 3/8	113	5 7/8	115	7 9/16	116	8 3/8
M. 37° Flare	F.O - Ring Thd.	121	4 3/8	122	4 3/8	123	5 7/8	125	7 9/16	126	8 3/8
M. 37° Flare	M.O - Ring Thd.	131	4 1/8	132	4 1/4	133	5 1/2	135	7	136	8 1/4
M. 37° Flare	M. 37° Flare	41	4 1/8	42	4 1/4	43	5 1/2	45	7	46	8 1/4
Replacement Element		411		412		413		415		416	
Element Area		9 in ²		15 in ²		25 in ²		60 in ²		101 in ²	
Approximate Weight Range (lbs)		0.6-0.8		1.3-1.8		1.7-2.1		3.1-4.5		6.3-7.5	
Oil @ 150ssu — GPM @ 10 psid		2.5		6.0		10.0		16.0		40.0	
*Air @ 3000 psig — SCFM @ 5 psid		125.0		200.0		400.0		825.0		1125.0	

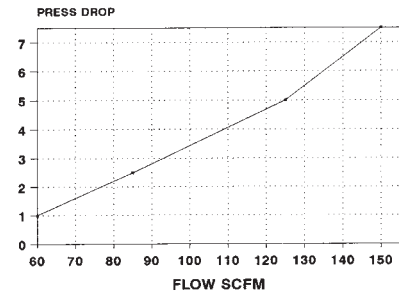
*See Back Cover For Flow Charts



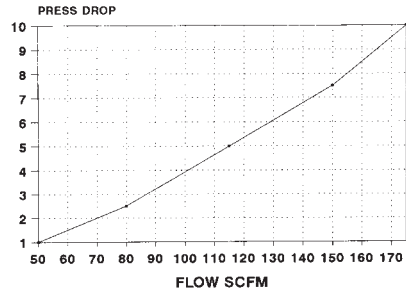
1/4" 1000 PSI



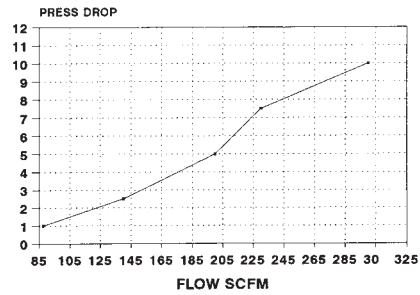
1/4" 3000 PSI



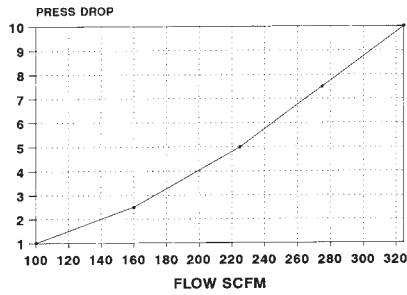
3/8" 1000 PSI



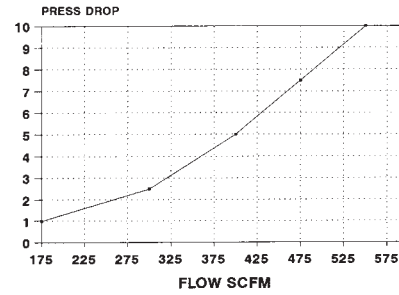
3/8" 3000 PSI



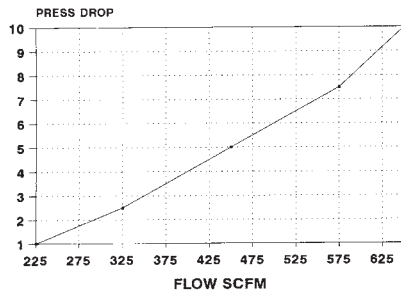
1/2" 1000 PSI



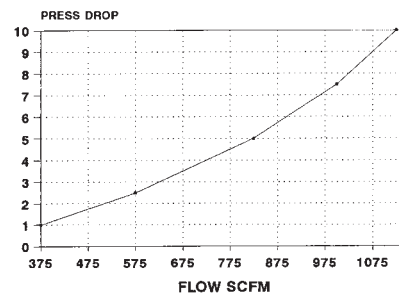
1/2" 3000 PSI



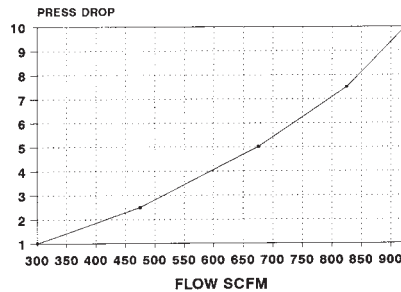
3/4" 1000 PSI



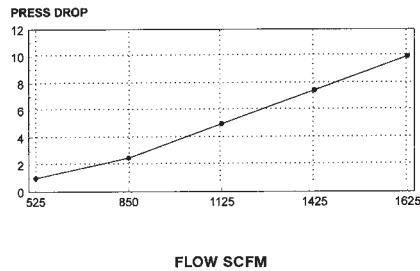
3/4" 3000 PSI



1" 1000 PSI



1" 3000 PSI



NORMAN FILTER COMPANY, L.L.C.
 9850 SOUTH INDUSTRIAL DRIVE
 BRIDGEVIEW, ILLINOIS 60455
 PHONE: 708-233-5521
 FAX: 708-430-5961
 EMAIL: SALES@NORMANFILTERS.COM
 WWW.NORMANFILTERS.COM

DISTRIBUTED BY: